

Nail Trims: Keeping Your Pet Comfortable and Healthy

Why Are Nail Trims Important?

Regular nail trims are essential for your pet's comfort and health. Overgrown nails can cause discomfort, affect how your pet walks, and even lead to joint issues or painful breaks. Keeping nails trimmed also reduces the risk of scratches on furniture, floors, and skin.

Getting Puppies and Kittens Used to Nail Trims

Starting young is key! The earlier you introduce nail trims, the easier it will be for your pet to tolerate them. Here's how:

- **Frequent Handling:** Regularly touch your pet's paws to get them used to the sensation.
- **Gentle Trims:** Start with one or two nails at a time and reward with treats and praise.
- **Positive Reinforcement:** Use treats, toys, and gentle words to create a positive experience.
- **Routine:** Trim nails every couple of weeks to make it a normal part of grooming.

Helping Older Pets Adjust to Nail Trims

If your dog or cat dislikes nail trims, patience and desensitization can help:

- **Slow Introduction:** Let them see and sniff the nail trimmers before attempting a trim.
- **Short Sessions:** Trim one or two nails per session instead of all at once.
- **Pair with Positive Experiences:** Offer treats, belly rubs, or playtime after each successful trim.
- **Professional Help:** If your pet is too anxious, we don't want to force it, that can make it worse for future visits. Instead, we can prescribe medications that ease anxiety and help them remain calm.

Understanding the Quick

The quick is the pink area inside the nail that contains blood vessels and nerves. Cutting into the quick can be painful and cause bleeding. Here's what to watch for:

- In light-colored nails, the quick is visible as a pink section.
- In dark-colored nails, trim small amounts at a time to avoid cutting too deep.
- If bleeding occurs, apply styptic powder or cornstarch to stop it.

Equipment Needed for Nail Trims

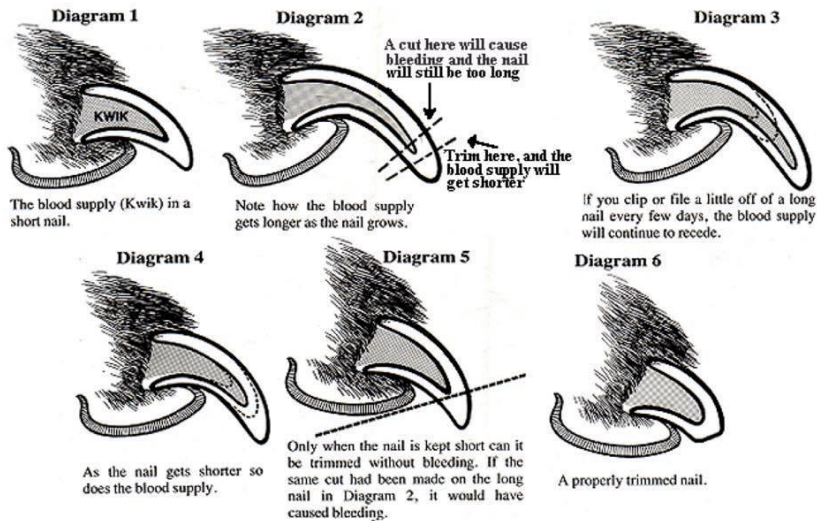
Having the right tools can make nail trims easier and safer:

- **Nail Trimmers:** There are a variety of options out there choose one that works for you and your pet.
- **Styptic Powder or Cornstarch:** Helps stop bleeding if the quick is accidentally cut.
- **Dremel Tool (Optional):** Provides a smoother finish and can be less stressful for some pets.
- **Treats and Rewards:** Encourages a positive experience.

Turn page over for more information


Nail Trimming Services at Franktown Animal Clinic


At our clinic, we use nail trimmers to safely cut your pet's nails. If you prefer a smoother finish, we also offer Dremel trimming for an additional cost.



 Franktown Animal Clinic

 7658 Burning Tree Drive, Franktown, CO 80116

 Phone: 303-688-4690

 www.franktownanimalclinic.com

Turn page over for more information